

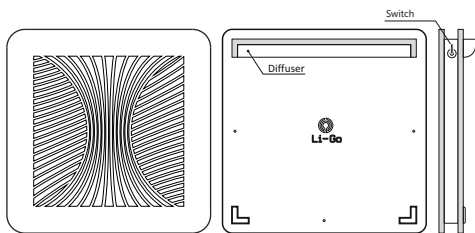


Carefully read the following text prior to installation



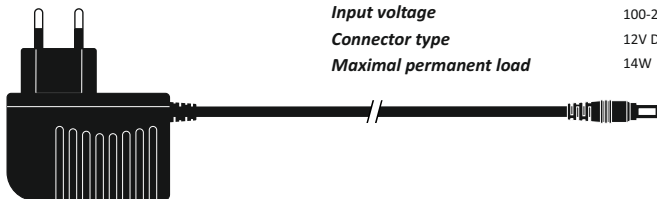
- The product is designed for general interior use pursuant to the corresponding protection standard - IP20. It can be thus used inside of buildings and in areas that are not directly exposed to humidity or water.
- The lighting complies with all the necessary CE and RoHS certificates for everyday use.
- The light source is formed by LED strips, installed using SMD components.
- In accordance with the applicable legal regulations, meddling with the cover, product disassembly, attempts to fix the product, etc. will result in the termination of the provided warranty.
- The product is covered by the corresponding warranty for 24 months from its sale. The warranty does not apply to damages caused by unprofessional handling, accidents, wear and tear, using the product contrary to the purpose specified by the manufacturer and noncompliance with the operation manual. Furthermore, the warranty does not apply to damages caused by atmospheric factors and overvoltage, and to mechanical and electric damages of the input and output components and powering sets.
- The laminate surface of the light can be cleaned by a dry or dampen rag, using standard cleaning products designated for these purposes.
- In the case of a defect, contact only appropriately authorized persons with a valid qualification pursuant to Regulation No. 50/1978 Coll. Alternatively, you can contact us at info@li-go.cz

① **Picture lamp 31x31cm** – with an external power supply. Installation in a stand on a horizontal surface.



Power input / Voltage / Current (Decoration)	3W/12V/0,25A
Power input / Voltage / Current (Work)	6W/12V/0,5A
Connector type	12V DC/1A – průměr 5.5/2.1 mm
Lifespan	50.000h
Number of startup cycles	20.000
Dimensions (h x w x d)	310x310x45 mm
Used material	Fiberboards with a laminate surface
Luminosity 50 cm from the source (Work)	250lx
Light exposure angle (Work)	45°

② **12 V voltage power supply** – external with an outlet plug.

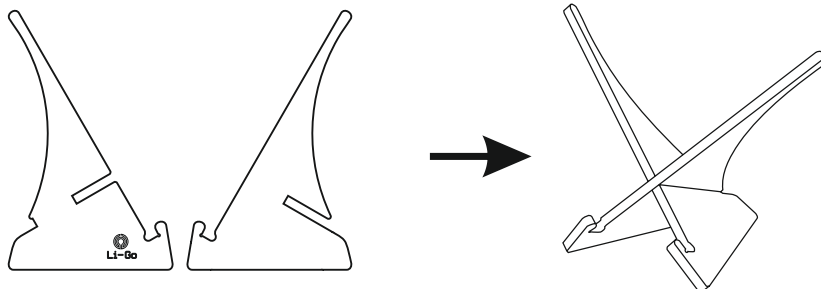


Power output / Voltage / Current	18W/12V/1,5A
Input voltage	100-240V AC
Connector type	12V DC 5.5/2.1 mm
Maximal permanent load	14W

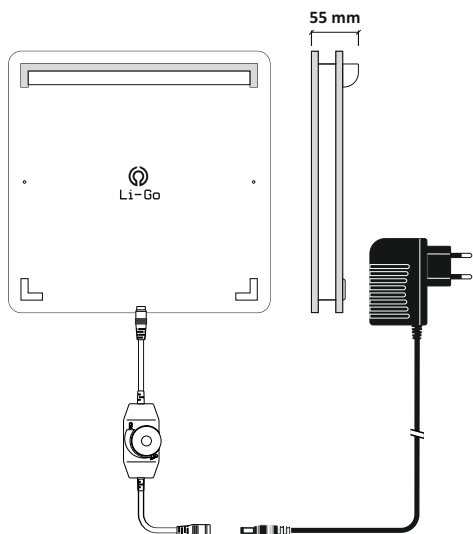
③ **Dimmer 12V/24V DC** – manual single channel dimmer / switch to control brightness intensity.



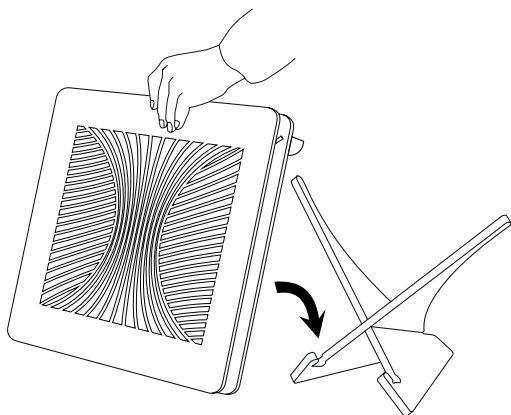
④ **Stand** – laminate-coated fiberboard.



① Connect individual components in accordance with the diagram.



②



③

